

MDPQC Office Hours



QBL Collection Best Practices at GBMC
January 6th, 2026

Implementing Quantitative Measurement of Blood Loss at GBMC

Margot Spoth
Jodie Bell



GBMC
HEALTHCARE



Malcolm Baldrige
National Quality Award
2020 Award Recipient

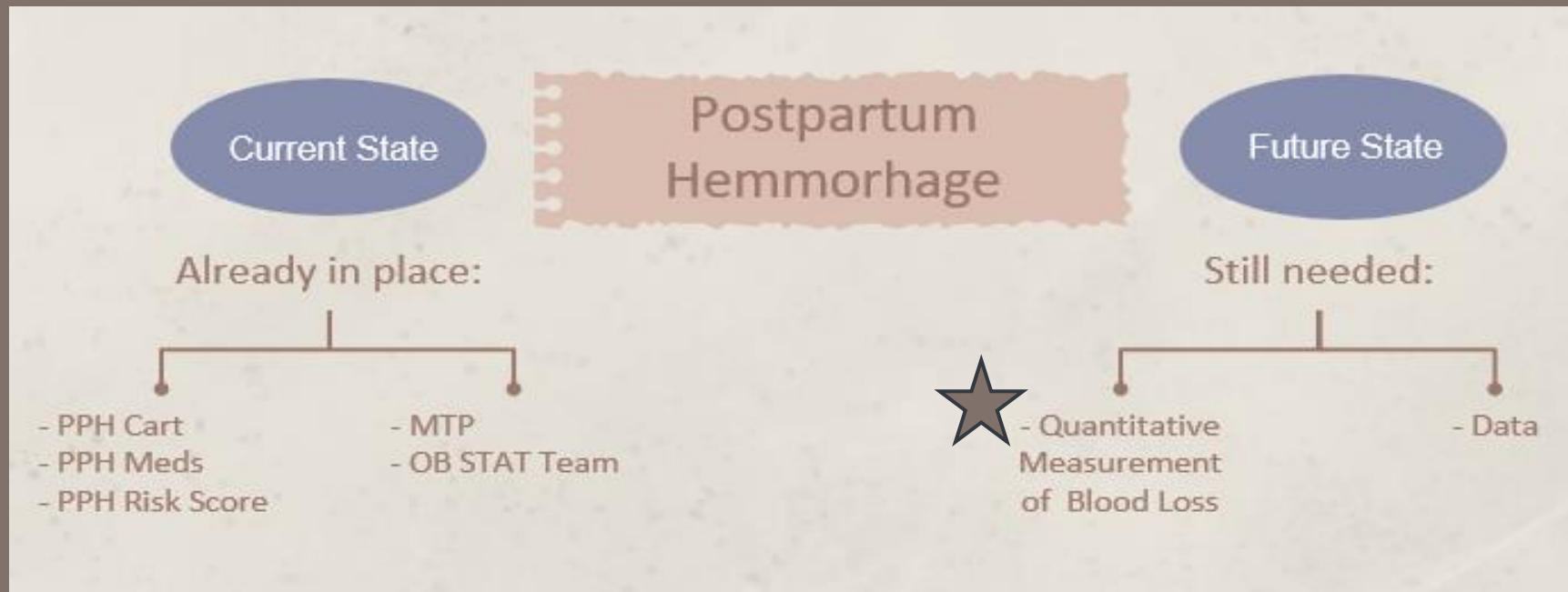
MDPQC
Jan 6, 2026

Introduction

Goals

- Provide an overview of GBMC's QBL process redesign
- Describe QBL implementation on the Mother/Baby unit to capture QBL for 24 hours post-delivery
- Discuss sustainability measures to ensure success

Background



Strategies- 6E



The 6E's stand for:

1. Engage
2. Educate
3. Execute
4. Evaluate
5. Embed & Endure
6. Expand

Strategies- Creating Standard Work

Job Instruction Breakdown Sheet (JIBS)

Process:

Revision date:

Revised by:

Patient Requirements:

Equipment/Supplies/Technology Needed:



Important Steps / By WHAT / WHO	Key Points HOW	Reasons WHY
<small>A logical segment of the operation when something happens to advance the work.</small>	<small>Anything in a step that might – 1. Make or break the job 2. Injure the worker Make the work easier to do, i.e. "knack", "trick", special timing, bit of special information</small>	<small>Reasons for key points</small>



"To every patient, every time, we will provide the care
that we would want for our own loved ones."

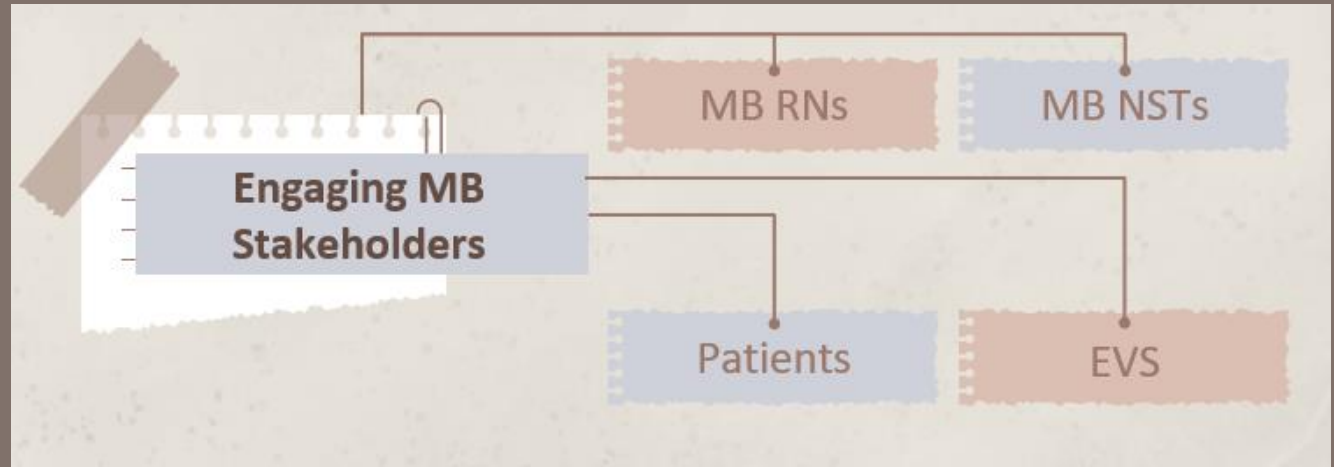
5

GBMC

QBL on Mother-Baby Unit

- Stakeholders

- MB RNs
- MB NSTs
- Patients
- EVS



QBL on Mother-Baby Unit

- Supplies
 - Scales
 - Trash cans
 - Standardizing supplies used



QBL on Mother-Baby Unit

■ EPIC build

Substituted Items				
Substituted Item 1 (number used)				
Substituted Item 1 Dry Weight (g)				
Substituted Item 1 Wet Weight				
Quantitative Blood Loss - Total Wet Weight Entry				
Total Wet Weight Entry	2576	431	508	
QBL - Total Wet Weight Entry	1717	303	374	
Quantitative Blood Loss - OR				
Fluid Added to Field	2450			
Pre Placenta Canister Volume	100			
Post Case Canister Volume	2570			
QBL - Surgical	20			
Quantitative Blood Loss - Individually Weighed Items				
Delivery Peri-Pad Blood Loss				
Large Blue Bed Pad Blood Loss				
QBL - Individually Weighed Items				
Total QBL Amount				
Total Quantitative Blood Loss	1737	303	374	
Cumulative Total (First 24 Hours After Delivery)				
Cumulative Total (First 24 hours after d...	1737	2040	2414	

labor Physical Assessment IV Assessment I/O Recovery Antepartum Mag Sulfate Site ID/Time Out **QBL Calculator**

Search (Alt+Comma)

QBL Calculator

Hide All Show All

ITEMS ☒

Delivery Items ☒

SUBSTITUTED ITEMS ☒

WET WEIGHT ENTRY ☒

SURGICAL ☒

QBL INDIVIDUAL ITEMS ☒

TOTAL QBL ☒

Accordian Expanded View All

1m 5m 10m 15m 30m 1h 2h 4h 8h 24h Interval Start: 0700 Reset Now


Admission (Current) from 9/8/2023 0700 Last Filed

Delivery Items

Under Buttocks Pre Placenta Volume	
Under Buttocks Drape Total Fluid Volume	
Delivery Peri-Pad Count	
Delivery Peri-Pad Wet Weight	
Medium Blue/White (PP) Count	
Medium Blue/White Pad (PP) Wet Weight	
Maxi Pad (PP) Count	
Maxi Pad (PP) Wet Weight	
Ice Pack Count	
Ice Pack Wet Weight	
Chux Count	
Chux Wet Weight	
Large Blue Bed Pad Count	
Large Blue Bed Pad Wet Weight	
Green Stripe Underwear Count	
Green Stripe Underwear Wet Weight	
Purple Stripe Underwear Count	
Purple Stripe Underwear Wet Weight	
Wash Cloth Count	
Wash Cloth Wet Weight	
Draw Sheet Count	
Draw Sheet Wet Weight	
White Bed Sheet Count	
White Bed Sheet Wet Weight	
Blue Stretcher Sheet Count	
Blue Stretcher Sheet Wet Weight	
Bed Pan Count	
Bed Pan Wet Weight	
Blue OR Towel Count	

QBL on Mother-Baby Unit

- EPIC build



Diet Orders: General Diet Regular
Feeding Plan: Breast Milk and
Formula

POSTPARTUM VAGINAL

Delivery Blood Loss: 396 mL
Has laceration

Patient Storyboard

PPH Risk	QBL
	2089...
	683.00
	396.00
—	—
	1265...
	308.00
	283.50

EPIC Greaseboard

QBL Education on Mother-Baby Unit

Nurses and Nursing Support

- Measure all products for all patients
- SBAR report to APP team for every patient who hits the hemorrhage threshold
 - 500cc vaginal
 - 1000cc c/s

Patients

- Save all products for 24 hours

EVS

- Don't discard products in white trashcan with room clean/trash pickup

Strategies- Problem Solving Barriers

- What information do you need to better understand the process?
- What is keeping you from following the standard work?
- What workflow problems/issues are you encountering?

Sustainability



Accountability

Audit the chart- Was QBL measured for 24 hours?

Audit the chart- Was the provider notified when the hemorrhage threshold was reached?



Process Confirmation

Watch the process- Was QBL measured correctly?



Outcomes

- High compliance with measuring QBL for 24 hours
- Accurate assessment of PPH rates
- Decrease in delayed hemorrhages on the Mother/Baby unit
- Improvement in timely response to PPH
- Decrease in SMM related to PPH

Questions?



Next Month

Register for February Maternal Health Office Hours:

- Tuesday, February 3rd, 12pm-1pm

[Register here](#)



HEALTH QUALITY INNOVATORS



Open Discussion



Please complete the evaluation poll before you go!



HEALTH QUALITY INNOVATORS



Contact Us



For more information

Website: www.mdpqc.org

Listserv: mdpqc@gaggle.email

The MDPQC Team:

- Katie Richards – krichards@hqi.solutions
- Yasmine Jackson – yjackson@hqi.solutions
- Alynna Nguyen – anguyen@hqi.solutions

